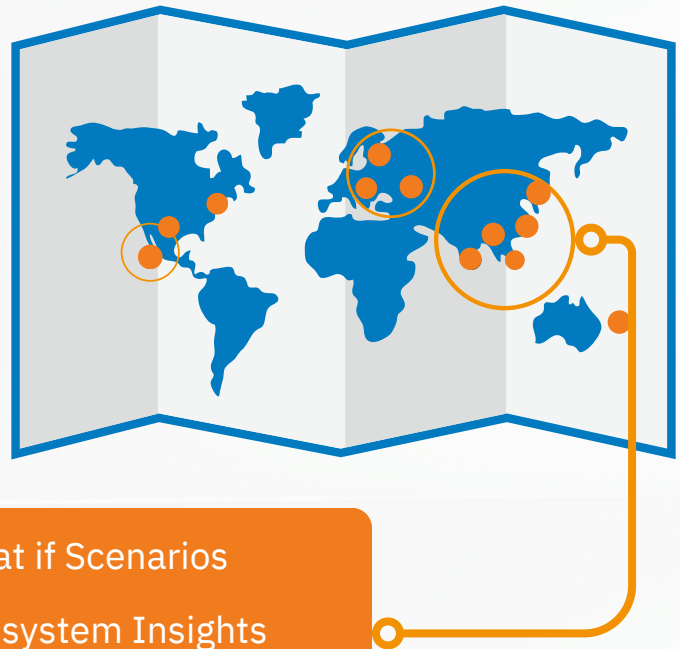


Actionable Insights on Global Capability Centers

A platform to help you navigate across the **thriving GCC/GIC Opportunity**

In-Depth Insights for
your **Business Needs**



Key Product Features:

- Market Overview
- Competitor Landscape
- Talent Analysis
- What if Scenarios
- Ecosystem Insights
- Strategic Inputs

Bamboo Reports Advantage

Extensive **filters** to identify and **align your Solution Portfolio and Strategy with the GCC Market Landscape**

An unique solution targeted to address the whitespace with **actionable intelligence** on GCC's

The **Largest repository of Global Capability Centers** with 40% more companies and 90% more centers.

Global Capability Centers



An ecosystem that's rapidly **maturing** in **India**

OPPORTUNITY OVERVIEW

\$60 Bn

in revenues generated in 2024-25 and growing at a CAGR of 11.4% since 2015.

SIZE OF PRIZE

\$110 Bn

Estimated market size (by revenue) of Indian GCC's by 2030

~63%

of all Software and IT Administration buying choices made by large MNCs are concluded by their Global Capability Centers in India or in other Asian nations.

BAMBOO REPORTS ADVANTAGE

90%

more data coverage compared to other market intelligence tool

2300+

multinationals with centers in india

5680+

centers with in depth insights

110+

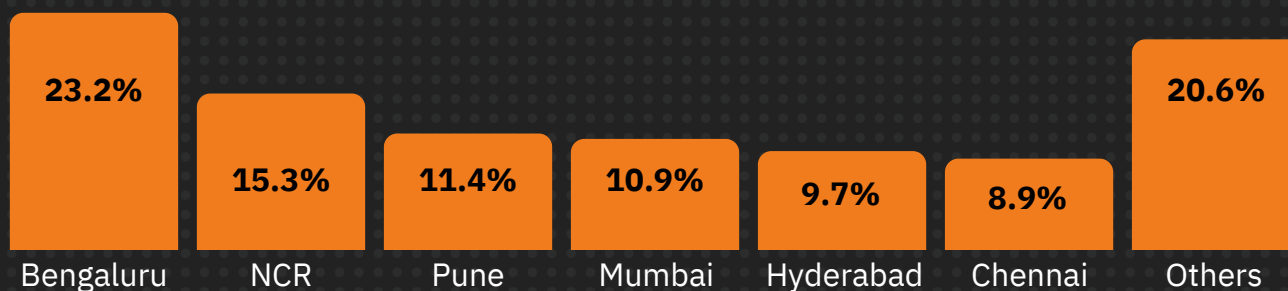
upcoming centers in 2025

July 2025 Update

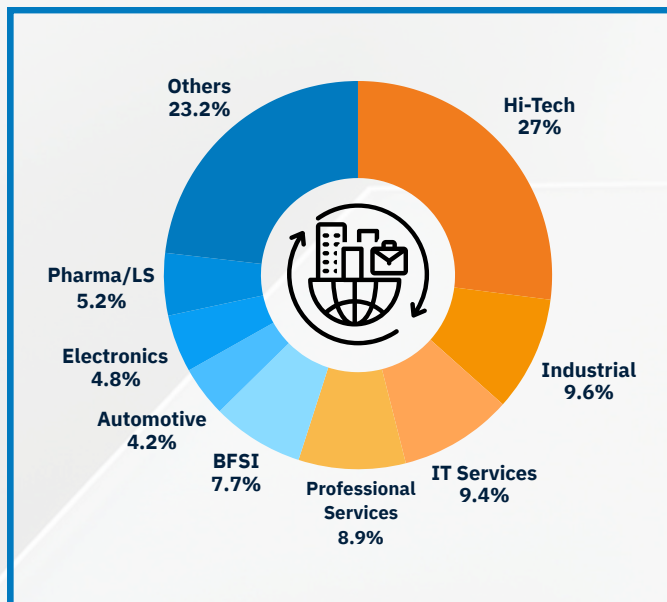
Get unmatched coverage and Insights on GCC's with Bamboo Reports

Break-up of centers of Global MNCs in India

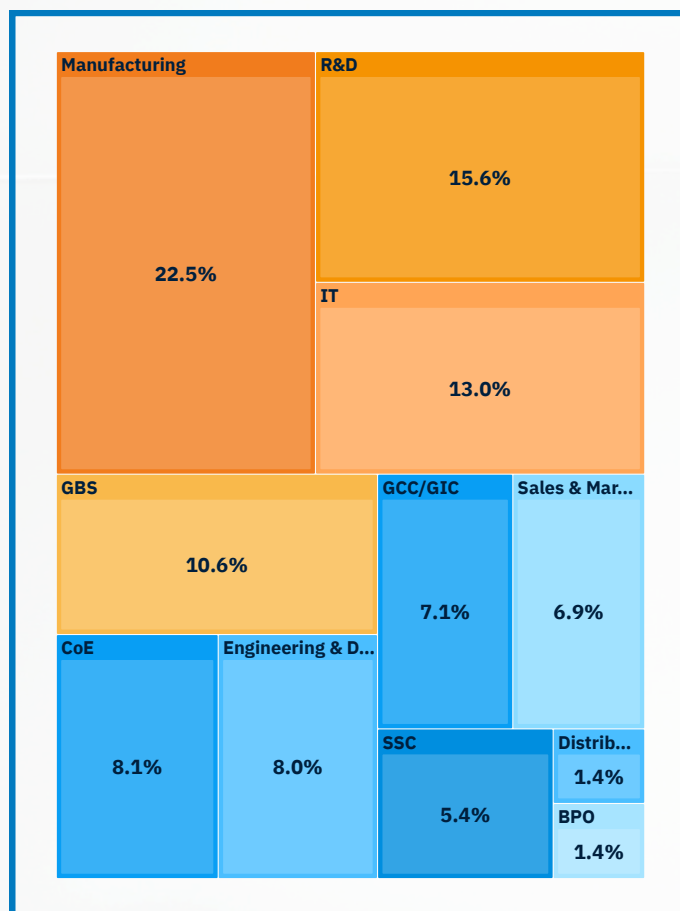
5680+ CENTERS SPREAD ACROSS TOP INDIAN CITIES



INDUSTRY SEGMENTS



TYPE OF CENTERS

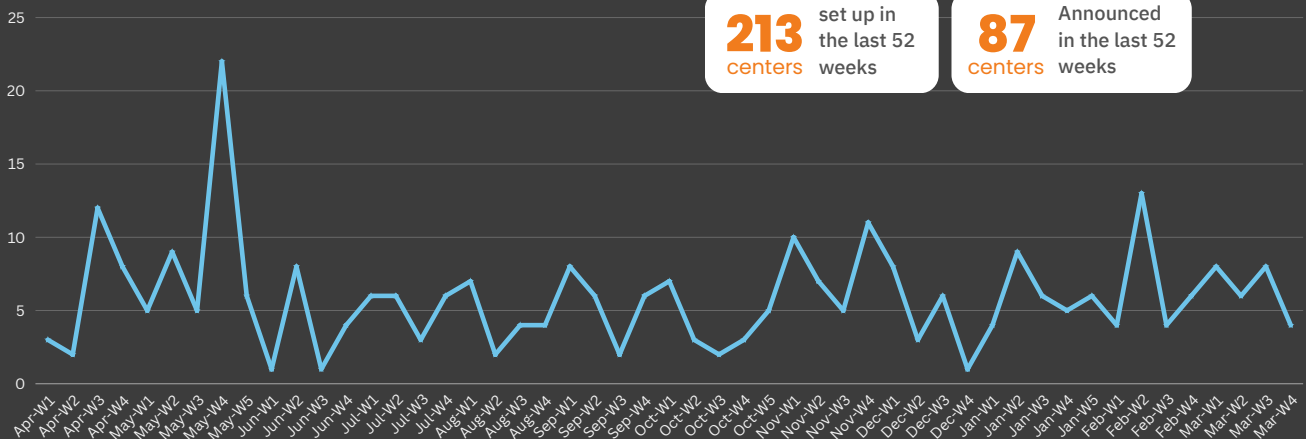


~72%

of these centers cater to the Global locations of the parent company

52 WEEKS OF GCC MOMENTUM

A weekly pulse on how global enterprises are building and scaling GCCs in India



The graph represents the rising number of GCCs in India on a weekly basis from April 2024 to March 2025, captured and maintained by Research NXT

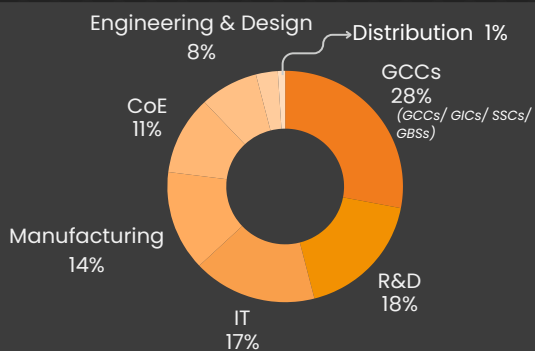
22 May Week 4 saw the highest influx of GCCs in India FY2024-25
Centers

13k employees added in May W4-W5

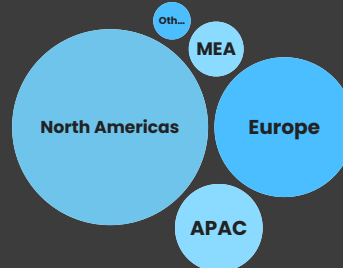
37 of new centers are from the Hi-Tech or IT Services Sector
Per Cent

100 At least one center announced every week
% active year

52 WEEKS OF GCC MOMENTUM: DRILLED DOWN INSIGHTS



GCC/GIC/GBS, R&D, IT centers dominated with 43% of centers outsourcing IT service



55% of new centers are from North American HQs, with 98% of them based in the United States.

28% of centers are from Europe, and 27% of those have HQ in Germany.

Mapping GCC Growth Across Indian Cities (FY2024-25)



BENGALURU

27%



HYDERABAD

19%



CHENNAI

11%



PUNE

10%



NEW DELHI

06%



MUMBAI

06%



Others

21%

Bengaluru continues to hold the leading position for IT outsourcing in FY 2024-25, accounting for nearly 27% of all new center activity.

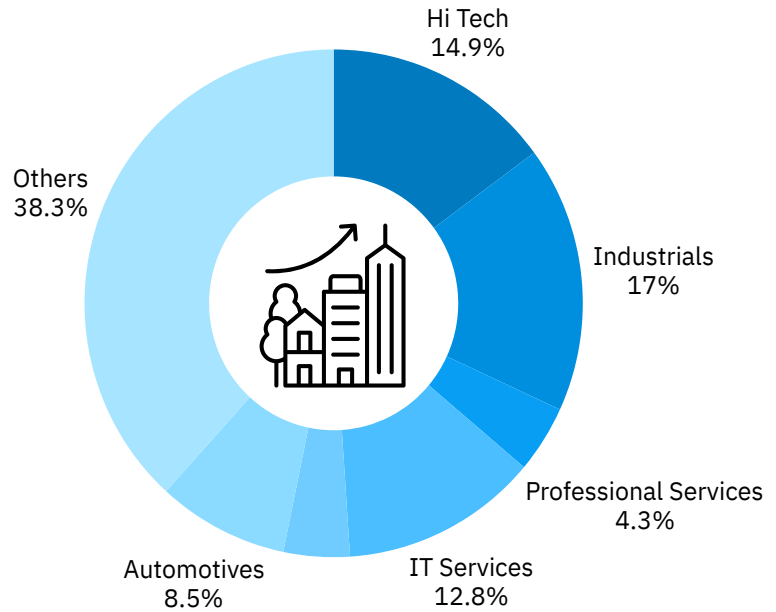
Hyderabad and Pune are emerging as strong contenders in IT outsourcing, together contributing 29% and forming a dynamic South-West corridor for service delivery.

47 NEW CENTERS

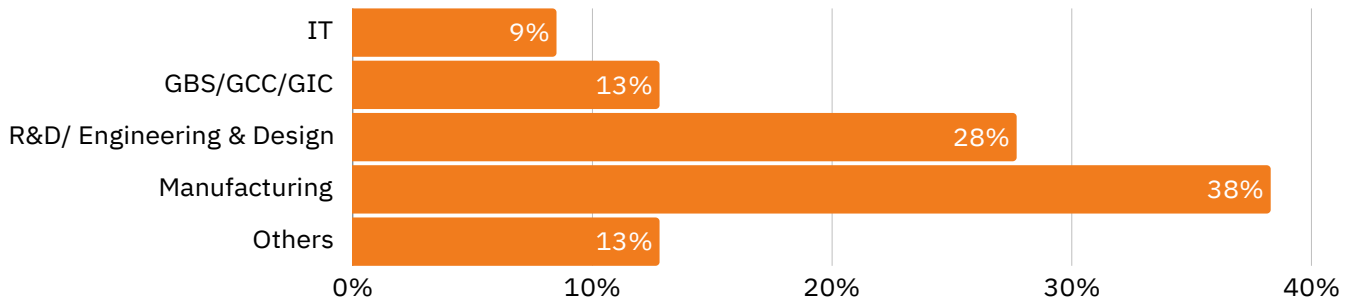
31 Set up in India in Q1
Centers

16 Announced in India in Q4
Centers

New GCC Centers by Industry (Q1 FY 2025-26)



New GCC Centers by Type (Q1 FY 2025-26)



A growing number of R&D and Engineering Center announcements this quarter suggest a potential shift toward's india's positioning as a global innovation and product development hub.

Dominant Cities this Quarter

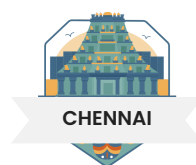
GCC Distribution across Indian cities



29%



12%



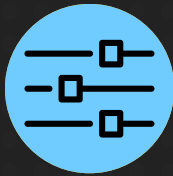
14%



4%

How are we different?

Get Relevant Insights on Global Capability Centers in sync with your Strategic Initiatives



First-in-class unique TAM
slicers for Market Insights



GCC Insights
based on your needs



Indept Account and
Competitor Intelligence

We are trusted by the B2B marketing teams of 50+ companies



Research NXT

CONNECT WITH US:

br@researchnxt.com

We are a boutique market research firm that provides custom research solutions for strategic business growth initiatives. Our services include - Bespoke GTM Strategy Research, Market Insights, Account Intelligence, Competitor Intelligence and End-to-end Research-Based Marketing Campaigns.

Over the last seven years, we have successfully assisted 50+ Tech Services and Product organizations in gaining and maintaining a leader's position in their respective domains.